




vantage

Discover. Develop. Impact.

EARLY INTERVENTION

ANNUAL
REPORT

20
24



4

**Mission Statement
About Us**

5

**Locations
Growth**

6

**Referrals
Age of Children**

7

Eligibility

8

Home Visits

9

**Staffing
Outcomes**

10

Exiting Services

11

Fiscal

"I just wanted to reach out and tell you how amazing our OT, Becky, is! My 2 year old son is a former 23 week preemie who survived a severe brain hemorrhage afterbirth. He struggles with sensory processing, both fine and gross motor skills and oral/feeding skills (he has a gastric feeding tube). Becky went above and beyond today by helping my son dye eggs. This provided not only fun practice with messy/sensory play, but also worked on feeding skills and hand strengthening as well! The services my son receives through DDI Vantage are invaluable. He would not be where he is today without the help and support of your skilled providers."

-E. Gorton



Our Annual Report provides information on what our Early Intervention program has accomplished over the past year. It is important that taxpayers, stakeholders, and the community have an opportunity to see our accomplishments on a year-to-year basis. This year our DDI Vantage Early Intervention Program celebrated 53 years of providing unparalleled services to children ages birth to three with delays and disabilities in the community.

In the past year, we have been focused on our Baby Watch Early Intervention SFY24 Monitoring Audit, which happened in April. We have been working closely with the Baby Watch Early Intervention Program to create an Improvement Plan to implement throughout the upcoming audit cycle. We learned a lot about our program's strengths and areas of need and look forward to improving our services for the families we serve.

We are so grateful to the staff, DDI Vantage Board, and parents for their dedication and support of our work, which continues to create positive outcomes in all of the communities we serve. This was a year of learning for our Early Intervention Program. We look forward to improving our services for children and families. Thank You!

Sincerely,

Meghan Boyd
DDI Vantage Early Intervention Coordinator



Mission Statement

Empowering vulnerable children, adults and families to reach their full potential.

3658

Children served with 37,753 total home visits

DDI VANTAGE Early Intervention offers a full range of services tailored to the individual needs of children from birth to three years of age who have special needs, who live in the Salt Lake, Granite, Murray, Tooele, and Duchesne school districts.

Children who qualify with a moderate or severe delay may receive individualized home visits in occupational therapy, physical therapy, nursing, speech therapy, hearing, vision, or special education.



LOCATIONS:

EAST SITE
 670 EAST 3900 S SUIT 302 SALT LAKE CITY, UT 84107
 (801) 266-3939

WEST SITE
 3540 SOUTH 5600 WEST WEST VALLEY CITY, UT 84120
 (801) 957-0855

TOOELE COUNTY SITE
 165 SOUTH MAIN, SUITE 200 TOOELE, UT 84074
 (435) 833-0725

DUCHESNE COUNTY SITE
 10 SOUTH 200 EAST ROOSEVELT, UT 84066
 (435) 657-7170

Growth July 1, 2023 - June 30, 2024	2023	2024	
	6/30/2023	6/30/2024	Change
Number of children referral, pending IFSP	1574	1315	-259
Children receiving classroom services	0	0	0
Children dually enrolled with EHS	42	48	6
Medicaid Eligible Children	535	409	-126
CHIP eligible children	13	19	6
Families who pay a monthly fee	359	286	-76
Number of current IFSPs	1187	1000	-187
Number of employees	91	87	-4

Referrals		
July 1, 2023 - June 30, 2024		
Total Number of children referred	2594	
How families heard about DDI Vantage	Number	Percentage
Health Care Provider	1258	48.50%
Family or Friend	166	4.47%
Hospital	210	8.10%
Community Organization	117	4.51%
Early Intervention Provider	116	4.47%
Early Head Start	46	1.77%
CAPTA Referrals	391	15.07%
Media/Website	71	2.74%
Not yet determined	269	10.37%

AGE of Children when Referred	Number	Percentage
Birth to One Year	915	35.27%
One to Two Years	1065	41.06%
Two to Three Years	614	23.67%

2,965
Virtual visits in
FY 2024

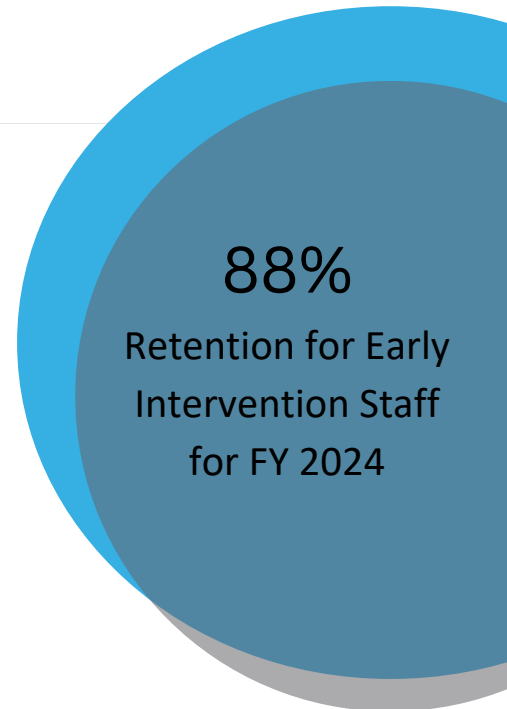
Eligibility	July 1, 2023 - June 30, 2024	
Number of eligible children	1212	
Number of ineligible children	325	
Eligibility not determined, includes current referred children	1057	
Referred children are determined to be eligible using one of the following three categories:		
	Number	Percentage
Standardized testing	847	69.88%
Medical diagnosis	236	19.47%
Informed clinical opinion	129	10.64%
Receiving Services		
	Number	Percentage
White	1072	50.16%
Hispanic	812	38.00%
Asian	71	3.35%
black or African American	58	2.71%
Two or more races	70	3.28%
Pacific Islander	40	1.87%
American Indian or Alaska Native	14	0.66%
Total:	2,137	
Gender of eligible children receiving services		
	Number	Percentage
Male	1350	63.17%
Female	787	36.83%

"We have LOVED working with DDI VANTAGE! They are so kind and became like family to us. They were there to answer questions and give advice. My sons have enjoyed their visits and looked forward to when their "friend" could come over and play. We will miss them and their support so much!"

-J. WALKER



Services	July 1, 2023 June 30, 2024
Cumulative number of children served	2,234
Number of home visits completed	34,788



Type of service visit	Number of Visits
Special Instruction	11,813
Physical Theray	3,185
Occupational Therapy	2,472
Speech/Language	2,690
Service Coordination	2,871
Deaf/Blind	2,256
Nursing	225
Non-IFSP Service Visits	12,241
Total Home Visits	35,497
Virtual Visits	2,965

IFSP Meetings Held	Number	Timely Meeting
Initial IFSP	1,094	1,094
Annual IFSP	415	415
Transition to local school district	504	479



Number of Employees as of June 30, 2024	Employee Count	FTE
Child Development Specialist	18	13.7
Occupational Therapist	8	4.59
Physical Therapist	6	4.53
Speech Language Pathologist	7	3.46
Classroom Instructors	0	0
Registered Nurse	7	4.94
Special Educator	6	4.04
Social Service Worker	1	1
Medicaid Specialist	1	1
Family Service Coordinator	17	13.77
Interpreter	4	1.59
Sceretary Staff	8	4.05
Janitorial Staff	4	0.49
Program Service Specialist	0	0
Total	87	57.46

Child and Family Outcomes

Results from the previous fiscal year July 1, 2022-June 30, 2023

Children exiting Early Intervention services who had received at least six months of service were rated at entry and exit according to the Early Childhood Outcomes scale to measure improvement in three identified areas:

	DDI Vantage %	Utah %
Positive social-emotional skills (Including positive social relationships)	38.89%	25.58%
Acquisition and use of knowledge and skills (Including early language and communication)	77.22%	75.79%
Use of appropriate behaviors to meet needs	86.98%	87.05%

All families in Early Intervention were invited to participate in a survey in 2018. Parents responded to questions by rating how Early Intervention services have helped their family.

EI Percentage of Parents Who:	DDI Vantage %	Utah %
Know Their rights	93.62%	94.31%
Effectively communicate their children's needs	80.85%	78.22%
Help their children develop and learn	87.59%	86.39%

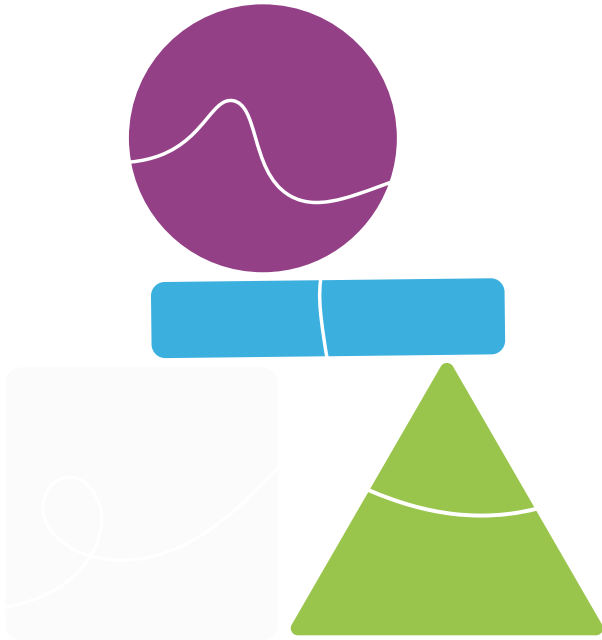
Exiting Services July 1, 2023 - June 30, 2024		
Reasons for exiting Early Intervention service %		
Eligible for special education preschool	322	25.91%
Withdrawn by parent before age 3	427	34.35%
Not eligible for special education preschool	72	5.72%
Eligibility for special education not determined	185	14.88%
Moved out of state, could not be contacted, deceased	135	10.86%
No longer eligible before reaching age 3	43	3.46%
Moved to another EI program in the state	59	4.75%
Only 25.91% of children, with an additional 14.88% still undetermined, qualified for special education preschool.		



"Brayden has flourished since attending and learning from DDI VANTAGE. He has gone from being a non-walker to climbing kitchen cabinets, couches, playgrounds, and working on various gymnastic moves. He was a grunter and a yelling child. When needing something after working with DDI, he asks, "May I have _____? Please and thank you." He is now a joyful kid who can express himself. This is due to DDI VANTAGE. We LOVE all the staff like family!"

-A. Rasmussen

FISCAL



July 1, 2023 - June 20, 2024	Budget	Actual
Wages	\$4,320,301	\$4,149,302
Fringe Benefits	\$1,920,805	\$1,774,588
In State Travel	\$93,300	\$106,987
Out of State Travel	\$1,000	\$831
Other Expenses	\$579,070	\$569,305
Child Find	\$4,000	\$4,105
Total	\$6,918,476	\$6,605,117
Income	\$6,918,476	\$6,602,121
Balance	\$0	-\$2,996

THE FISCAL YEAR 2024 ANNUAL SINGLE AUDIT OF DDI VANTAGE AND AFFILIATED PROGRAMS FOUND THE AGENCY TO BE COMPLIANT WITH ALL REQUIREMENTS OF THE FUNDING ENTITIES. THE REPORT CONTAINED NO FINDINGS AND ALL EXPENSES WERE REASONABLE, ALLOWABLE AND ALLOCABLE, WITH NO QUESTIONED COSTS, EXCEPTIONS, OR COMMENTS. INTERNAL CONTROLS WERE FOUND TO BE IN PLACE AND OPERATIONS ACROSS ALL PROGRAMS WERE SOUND.